

Tier1

BloombergNEF



ISO 9001
ISO 45001

ISO 14001
OHSAS 18001

SA 8000




199R TOPCON BIFACIAL

SPDGxxx-N144RX10

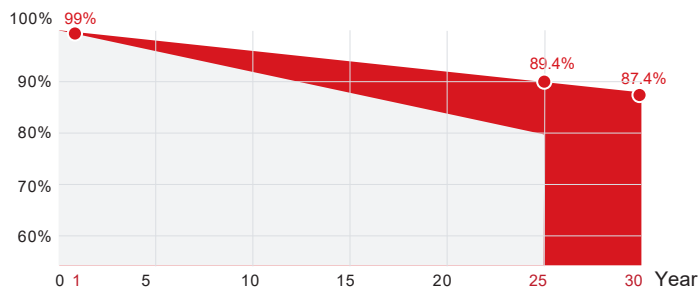
615~640W

- Double glass
- Silver frame
- White mesh



25 Yr quality guarantee | 30 Yr power warranty

■ SUNPRO TOPCon module (Additional value from 30-year warranty)
 ■ Common module



*SUNPRO Standard tiered warranty



WARRANTY & GUARANTEE

Linear output power guarantee
25 years: 89.4% power output
30 years: 87.4% power output



WITHSTAND STRONG

Snow load 5400Pa
Wind load 2400Pa



PID RESISTANCE

Power positive tolerance : 0~+5W.
The attenuation probability of PID phenomenon is minimized through battery production technology optimization and material control



R&D AND PRODUCTION

Advanced production line. Bifaciality>80%, effectively improves backside power generation. The leading solar cell cutting process and multi busbar design with SUNPRO Technology.



HIGH EFFICIENCY

N-type, Components have better reliability and lower LID/LETID attenuation. Efficiency can reach 22.90%. Excellent low light performance. Higher power output under the conditions of haze, overcast, etc.

Electrical parameters at standard test conditions (STC:AM=1.5, 1000W/m², Cells Temperature 25°C)

Typical type	615W	620W	625W	630W	635W	640W
Max power(Pmax)	615	620	625	630	635	640
Max power voltage(Vmp)	43.28	43.48	43.68	43.88	44.07	44.26
Max power current(Imp)	14.21	14.26	14.31	14.36	14.41	14.46
Open circuit voltage(Voc)	51.85	52.05	52.25	52.45	52.65	52.85
Short circuit current(Isc)	15.03	15.08	15.13	15.18	15.23	15.28
Module Efficiency(%)	22	22.18	22.36	22.54	22.72	22.9
Max system voltage	DC 1500V (TÜV)					
Maximum Series Fuse Rating	30A					

Electrical Characteristics with 15% Rear Side Power Gain


Front power Pmax/W	615W	620W	625W	630W	635W	640W
Total power Pmax/W	707.25	713	718.75	724.5	730.25	736
Vmp/V(Total)	43.28	43.48	43.68	43.88	44.07	44.26
Imp/A(Total)	16.34	16.40	16.45	16.51	16.57	16.63
Voc/V(Total)	51.85	52.05	52.25	52.45	52.65	52.85
Isc/A(Total)	17.28	17.34	17.4	17.46	17.51	17.57

Electrical parameters at NMOT test conditions

(Irradiance 800W/m², Ambient Temperature 20°C, AM 1.5, Wind Speed 1m/s)

Typical type	615W	620W	625W	630W	635W	640W
Max power(Pmax)	463.5	467.5	471.6	475.4	479.5	483.4
Max power voltage(Vmp)	40.6	40.7	41	41.1	41.3	41.5
Max power current(Imp)	11.41	11.48	11.52	11.56	11.6	11.64
Open circuit voltage(Voc)	49	49.2	49.4	49.6	49.8	50
Short circuit current(Isc)	12.11	12.15	12.19	12.23	12.27	12.31

DIMENSIONS AND STRUCTURE



Mechanical Data

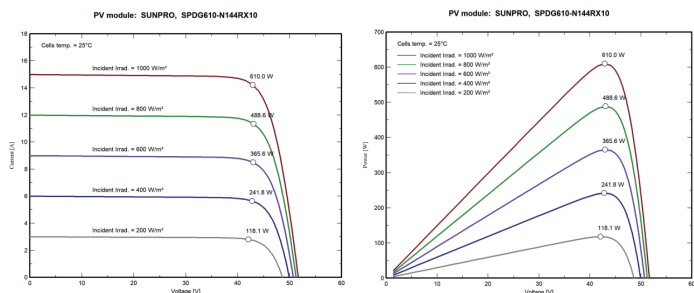
Dimensions	2465x1134x35mm
Weight	35kg
Glass	(F) 2.0mm ultra clear embossed double layer colorless glass (B) 2.0mm white mesh semi-tempered glass
Output cables	4mm ² , symmetrical lengths 1400mm
Connectors	MC4 compatible IP68
Cell type	N type Mono-Crystalline, 182.2mmx99.5mm
Number of cells	144cells (Half-Cell)

Temperature Characteristics

Packing Configuration

Temp.Coeff.of Isc(TK Isc)	0.046%/°C	Container	40'HQ
Temp.Coeff.of Voc(TK Voc)	-0.25%/°C	Pieces per pallet	31
Temp.Coeff.of Pmax(TK Pmax)	-0.30%/°C	Pallets per container	16
Operating temperature	-40~+85°C	Pieces per container	496
Normal operating cell temperature	45±2°C		

I-V CHARACTERISTICS AT DIFFERENT IRRADIATION



Tests, Certifications and Warranties

Standard tests	IEC 61215, IEC 61730, IEC 61701, IEC 62716, PPP 58042
System certs	ISO 9001, ISO14001, ISO45001
Certifications	TÜV, CE, WEEE
Extreme wind and snow loads testing	Withstand extreme wind(2400 Pascal) and snow loads(5400 Pascal)
Power tolerance	0~+5W
Junction box	IP 68
Warranties	25 years product warranty and 30 years 87.4% of power